

PSP Home Page

- Learn about each of the sections of the PSP by visiting the bottom of the Home Page tab.
 - Click each of the six (6) links on the PSP Home Page section to view a brief description of the purpose of each section of the tool.
 - Click the **Close** button once you've read each section overview.
-
- Click the **What's In It For Me?** icon to read the student motivational strategy of thinking big!



Personal Success Plan (PSP)

Please click below to see how each step can help you plan for a fantastic future!

- [My Interests](#)
- [My Heroes and Helpers](#)
- [My Careers](#)
- [My Goals](#)
- [My Plans](#)
- [My Projects](#)



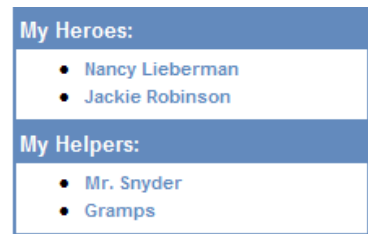
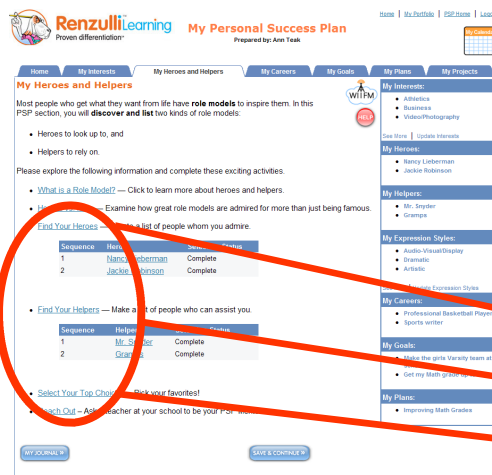
My Interests

- The first task for students is to reflect and confirm their Top 3 interest areas as determined by the Renzulli Profiler.
- Click any of the 3 existing interests to learn more about this interest area.
- Click **See More** to learn about all 13 interest areas.
- Click **Update Interests** to revisit the Profiler survey at any time.



My Heroes and Helpers

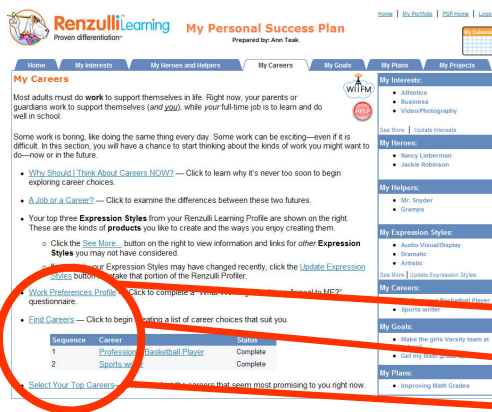
- The second task for students is to discover and list role models that inspire them.
- Heroes are those people a student looks up to.
- Helpers are those people a student can rely on.
- Click the **Find Your Heroes** and **Find Your Helpers** links to explore possible role models.
- Click the **Select Your Top Choices** to rank the Heroes and Helpers uncovered during your research.



- [Find Your Heroes](#)
- [Find Your Helpers](#)
- [Select Your Top Choices](#)

My Careers

- The third task for students is to discover and list career possibilities.
- The Renzulli Profiler identifies student's preferred Expression styles, which can help guide career choices.
- Click the **Work Preferences Profile** link to access / edit a four page survey.
- Click the **Find Careers** link to explore career options and detail the reasons for selecting a particular option.
- Click the **Select Your Top Careers** link to rank the careers researched.



- [Work Preferences Profile](#)
- [Find Careers](#)
- [Select Your Top Careers](#)

My Goals

- The fourth task for students is to identify and detail Academic & Personal Goals.
- Both Academic and Personal Goals can be categorized as short or long-term to help with planning.
- Click the **Academic and Personal Goals** link to learn about setting and meeting goals.
- Click the **Set Your Goals** link to complete a series of surveys about goals.
- Click the **Pick Your Top Goals** link to rank the goals established.

My Goals:

- Make the girls Varsity team at school!
- Get my Math grade up to a B-

[Academic and Personal Goals](#)

[Set Your Goals](#)

[Pick Your Top Goals](#)

My Plans

- The fifth task for students is to determine and schedule the steps to take to fulfill their goals.
- Each planning item created will include scheduling tasks in a calendar tool.
- Click the **How do I Create a Plan?** link to learn about the planning process.
- Click the **Create/Edit Plan(s)** link to establish plans to fulfill the student's chosen goals.

My Goals:

- Make the girls Varsity team at school!
- Get my Math grade up to a B-

My Plans:

- Improve my dribbling
- Improving Math Grades

[How do I Create a Plan?](#)

[Create/Edit Plan\(s\)](#)

My Projects

- The final task for students is to develop project(s) that further their plans and allow them to support of their interests, goals, or career ideas.
- There is no limit to the number of projects the student can work on as part of their PSP.
- All projects developed as part of the PSP are stored within the student's Wizard Project Maker tool, available within the **My Portfolio** section.
- Click the **Preview** links next to the project name to view a printable summary of the project.
- Click the **The World Is Yours** link to explore hundreds of junior practicing professional project templates by career topics of interest.



- Your PSP Projects** — Click to the link(s) below to Preview or Add a Project to your List.

[PSP Explore a Career](#) [Preview](#) [Add to your Project List](#)

Enter a name for this project (you can change it later):


Click here to save and get started on your project with the Wizard Project Maker.

[SAVE & GO TO WIZARD >>](#)

- [The World Is Yours](#) — Click to browse other Renzulli Super Starter Projects.

My Calendar

- Students will have access to a **My Calendar** tool throughout the PSP program.
- Events can be scheduled in the **My Plans** section or by clicking the **My Calendar** icon on any page.
- Click the **Add Calendar Event** button to schedule a task.
- Click on a date with a star to view that days tasks.



My Calendar

★ = Event Scheduled

Click on the date to view events.

[ADD CALENDAR EVENT >>](#)

[CLOSE >>](#)

October 2008						
S	M	T	W	T	F	S
28	29	30	1	2	3	4
5	6	7	8	9	10	11
12	13	14	15	16	17	18
19	20	21	22	23	24	25
26	27	28	29	30	31	1